



DiaDent Group International  
www.diaDent.com | 1.877.342.3368

# Dia-ProSeal™

## Epoxy Resin-Based Root Canal Sealer

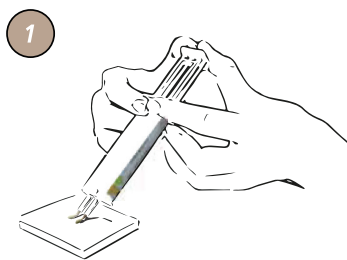


Dia-ProSeal Root Canal Sealer is a two-component epoxy resin-based system.


### ADVANTAGES

- Excellent sealing ability: low shrinkage to reduce gap between the sealer and canal wall. High adhesion to gutta percha and dentin
- Outstanding flow characteristics allow the material to reach and seal lateral canals, making it especially suitable for warm gutta percha technique
- High pH value: with the addition of calcium hydroxide, Dia-ProSeal possesses excellent antimicrobial activity
- Fast and easy preparation with no wasted material: 1:1 paste to paste manual mixing system on the mixing pad
- Low solubility: resistant to material breakdown over time with long-term dimensional stability
- Highly biocompatible: minimizing the possibility of periapical inflammation and sensitivity
- Excellent radiopacity and consistency
- Setting time: within 3-4 hours

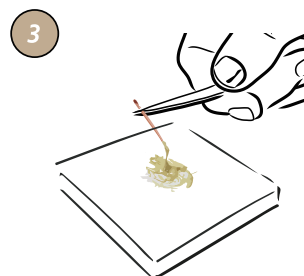
### INSTRUCTIONS FOR USE



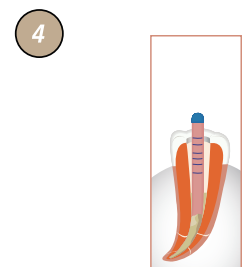
Press the syringe with two hands and squeeze out equal volume units of base (yellow) and catalyst (white) material in a 1:1 ratio on the mixing pad.



Mix well with the spatula for 10-20 seconds until they are completely mixed together and have turned into an ivory color.



Lightly coat the gutta percha point with the mixed material.



Insert the gutta percha into the canal. Take an X-ray to check the seal.

### RADIOGRAPHS



### ORDER INFORMATION

- Dia-ProSeal Regular Kit (#1003-201)**  
Contains: 1 Syringe of 16 g (6.5 g Base + 9.5 g Catalyst), 1 Mixing Pad and 1 Spatula
- Dia-ProSeal Intro Kit (#1003-202)**  
Contains: 1 Syringe of 4 g, 1 Mixing Pad and 1 Spatula
- Dia-ProSeal Spatula (#2001-6113)**  
**Dia-ProSeal Mixing Pad (#2001-6114)**